

# CAMSO CTL SD



COMPACT  
TRACK LOADERS



## ALL-SEASON TRACTION AND DURABILITY

The versatile solution for compact track loaders. On top of excellent performance all year long their enhanced durability and traction make them the best choice for use on various surface conditions.

## PERFORMANCE

TREAD LIFE



FAILURE RESISTANCE



TRACTION



# CAMSO CTL SD

## SINGLE-CURE TECHNOLOGY

- Promotes even tread wearing for long, predictable tread life

## TRACKGUARD IRON CORE

- Improves rolling path life for reduced failures and enhanced durability



## OPTIMIZED TREAD PATTERN WITH NEXT GENERATION RUBBER COMPOUND

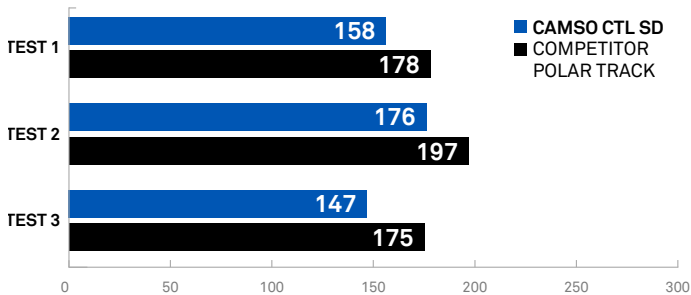
- Maintains excellent traction throughout tread life

## ENDLESS HIGH-TENSILE STEEL CABLES

- Eliminates unexpected downtime due to cable/track breakage

WIDTH	LINKS	PITCH	TREAD	GUIDING	METAL PIECE	METAL PIECE TYPE
320	45,48,49,50,52,53,56	86	B	B	E	CONVENTIONAL
320	46,52	86	B	J	W	RAIL TYPE
400	49,50,52,53,54,55,56	86	B	B	E	CONVENTIONAL
450	48,50	100	B	J	E	RAIL TYPE
450	52,53, 55,56,58,59,60,63	86	B	B	E	CONVENTIONAL

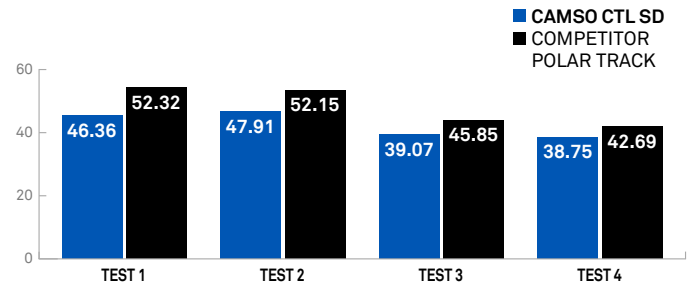
## BREAKING DISTANCE TEST (in)



Throughout the entire tests, Camso's **braking distance on ice is 13% lower than competitor** offering a better handling and lower slippage

Test based on Camso CTL SD 320x86x49 and competitor polar track 320x86x49

## MANOEUVRABILITY TEST (seconds)

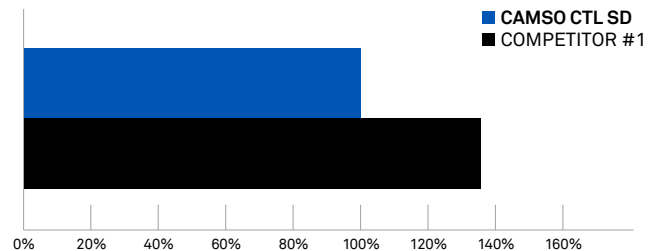


Tests on ice proved that the Camso CTL SD track is **11% more manageable on icy conditions than the competitor**. To see the results on video, visit: [bit.ly/1gGPYOf](http://bit.ly/1gGPYOf)

## TREAD PATTERN



## CTL ROLLING RESISTANCE TEST



A test showed that the Camso tracks had **36% less rolling resistance** than the other premium track competitor.

