

CAMSO LM L3



WHEEL LOADERS



MULTI-SURFACE PERFORMANCE

Delivers optimized performance on all surfaces. With enhanced side impact resistance and improved stability, it reduces flats and improves ride quality in all types of applications.

PERFORMANCE

TYRE LIFE



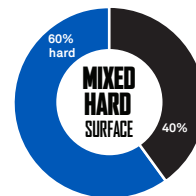
PUNCTURE RESISTANCE



TRACTION



CAMSO LM L3



HEAVY-DUTY CARCASS

- Increases side impact resistance and stability

STEPPED TREAD DESIGN

- Enhances tread cleanout for improved traction



NON-DIRECTIONAL TREAD PATTERN WITH OPTIMIZED LUG-TO-VOID RATIO

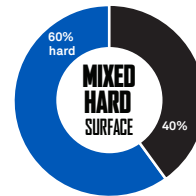
- Ensures even tread wearing for greater durability

DEEP AND FLAT TREAD PROFILE

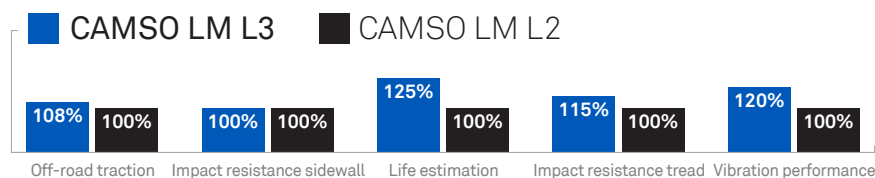
- Reduces tread crowning for improved durability

TYRE SIZE	ALTERNATIVE SIZE	PR	O.T.D.	SERVICE TYPE	LOAD INDEX	SPEED SYMBOL	INFLATION PRESSURE
			[mm] [32 nd inch]				[bar] [PSI]
13.00-24TG	N/A	12	28 (35)	Grader	143	A8	3.00 (44)
				Earthmover	146	B	3.00 (44)
				Loader-Dozer	168	A2	4.50 (65)
14.00-24TG	N/A	12	27 (34)	Grader	147	A8	2.75 (40)
				Earthmover	150	B	2.75 (40)
				Loader-Dozer	172	A2	4.25 (62)
14.00-24TG	N/A	16	28 (35)	Grader	153	A8	3.75 (54)
				Earthmover	156	B	3.75 (54)
				Loader-Dozer	177	A2	5.50 (80)
15.5-25	N/A	12	27 (34)	Grader	142	A8	2.25 (32)
				Earthmover	149	B	2.50 (36)
				Loader-Dozer	168	A2	4.00 (58)
15.5-25	N/A	16	27 (34)	Grader	152	A8	3.25 (47)
				Earthmover	156	B	3.25 (47)
				Loader-Dozer	175	A2	5.50 (80)
17.5-25	N/A	12	27 (34)	Grader	145	A8	2.00 (29)
				Earthmover	153	B	2.25 (32)
				Loader-Dozer	171	A2	3.50 (51)
17.5-25	N/A	16	26 (33)	Grader	150	A8	2.75 (40)
				Earthmover	158	B	3.00 (44)
				Loader-Dozer	177	A2	4.75 (69)
17.5-25	N/A	20	28 (35)	Earthmover	164	B	4.00 (58)
				Loader-Dozer	181	A2	5.75 (83)
17.5-25	N/A	24	27 (34)	Earthmover	171	B	4.75 (69)
				Loader-Dozer	188	A2	7.00 (102)
20.5-25	N/A	16	32 (40)	Grader	156	A8	2.25 (32)
				Earthmover	167	B	2.75 (40)
				Loader-Dozer	181	A2	3.50 (51)
20.5-25	N/A	20	31 (39)	Earthmover	170	B	3.25 (47)
				Loader-Dozer	186	A2	4.50 (65)
23.5-25	N/A	20	36 (45)	Earthmover	177	B	3.00 (44)
				Loader-Dozer	191	A2	3.75 (54)
23.5-25	N/A	24	37 (47)	Earthmover	180	B	3.50 (51)
				Loader-Dozer	196	A2	4.75 (69)

CAMSO LM L3



TYRE SIZE	ALTERNATIVE SIZE	PR	O.T.D.	SERVICE TYPE	LOAD INDEX	SPEED SYMBOL	INFLATION PRESSURE
			[mm] [32 nd inch]				[bar] [PSI]
26.5-25	N/A	20	40 (50)	Earthmover	181	B	2.50 (36)
				Loader-Dozer	198	A2	3.50 (51)
26.5-25	N/A	28	39 (49)	Earthmover	188	B	3.50 (51)
				Loader-Dozer	203	A2	4.75 (69)



Durability and stability are key issues for loader applications on mixed and hard surfaces. Camso LM L3 enhances tread life and impact resistance with a high lug-to-void ratio and engineered non-directional tread pattern. Additionally, a heavy-duty carcass improves stability.

