


CAMSO WEX 732



WHEEL
EXCAVATORS



THE ULTIMATE OFF-ROAD TRACTION AND FLOTATION

Engineered to provide ultimate off-road traction and flotation on mixed-soft surfaces.

PERFORMANCE

TIRE LIFE



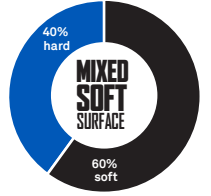
PUNCTURE RESISTANCE



TRACTION



CAMSO WEX 732



VOID GUARD TREAD IMPACT PROTECTION

- Protects from tread punctures to minimize flat tires

SELF-CLEANING STEPPED TREAD

- Maximizes cleanout for improved off-road traction



IMPACT GUARD SIDEWALL DESIGN

- Deflects debris to better protect sidewalls and reduce stress cracking

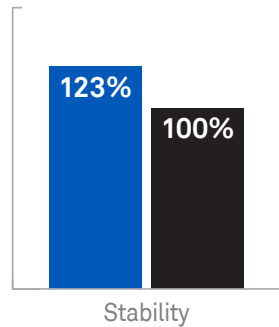
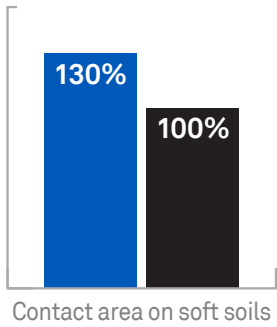
LOW ASPECT TIRE SIZE

- Maximizes traction and flotation

TYRE SIZE	ALTERNATIVE SIZE	PR	O.T.D.	SERVICE TYPE	LOAD INDEX	SPEED SYMBOL	INFLATION PRESSURE
			[mm] [32 nd inch]				[bar] [PSI]
500/45-20	8.25-20 (Dual)	N/A	29 (37)	N/A	158	A8	6.00 (87)

■ CAMSO WEX 732
■ TYPICAL 8.25-20 DUAL ASSEMBLY

■ CAMSO WEX 732
■ COMPETITOR



The Camso 500/45-20 WEX 732 is a single-fitment tire designed as an alternative to 8.25-20 dual tires, **providing 30% more flotation.** The WEX 732 offers **23% better stability** than leading competitor 500/45-20 on the market.

AUTHORIZED DISTRIBUTOR:

